


Trombone Sheet Music With Lettered Noteheads: A Comprehensive Guide

Trombone sheet music with lettered noteheads is a unique and effective way to learn how to play the trombone. This type of music uses letters instead of traditional musical notation, which makes it easier for beginners to identify and play the notes. In this article, we will provide a comprehensive guide to trombone sheet music with lettered noteheads, including the history, benefits, and how to use it effectively.



Trombone Sheet Music With Lettered Noteheads Book

1: 20 Easy Pieces For Beginners by Michael Shaw

★★★★☆ 4.2 out of 5

Language	: English
File size	: 8130 KB
Text-to-Speech	: Enabled
Screen Reader	: Supported
Enhanced typesetting	: Enabled
Word Wise	: Enabled
Print length	: 72 pages
Lending	: Enabled



History of Lettered Noteheads

Lettered noteheads have been used in music education for centuries. In the early days of music printing, it was common to use letters to represent notes, as this was easier and faster than engraving traditional musical notation. This practice continued for many years, and even today, lettered noteheads are still used in some music education methods.

Benefits of Using Lettered Noteheads


There are several benefits to using lettered noteheads for trombone sheet music. First, it is much easier for beginners to identify and play the notes. This is because the letters are easier to read than traditional musical notation, and they also correspond to the positions of the trombone slide. Second, lettered noteheads can help students to develop their sight-reading skills. This is because they can focus on the letters rather than the complex symbols of traditional musical notation. Third, lettered noteheads can be used to create simplified versions of complex pieces of music. This can make it easier for students to learn new pieces, and it can also help them to understand the structure of the music.

How to Use Lettered Noteheads

Using lettered noteheads is relatively simple. The first step is to learn the positions of the notes on the trombone slide. This can be done by referring to a trombone fingering chart. Once you know the positions of the notes, you can simply match the letters on the sheet music to the positions on the slide.

It is important to note that lettered noteheads are not always used consistently across different methods. This is because there is no standard system for assigning letters to notes. As a result, it is important to refer to the fingering chart for the specific method you are using.

Trombone sheet music with lettered noteheads is a valuable tool for both beginners and experienced trombone players. It can make learning and playing the trombone easier and more enjoyable. If you are looking for a new way to learn the trombone, or if you are looking for a way to improve your sight-reading skills, then lettered noteheads are a great option.



Trombone Sheet Music With Lettered Noteheads Book

1: 20 Easy Pieces For Beginners by Michael Shaw


★★★★☆ 4.2 out of 5

Language	: English
File size	: 8130 KB
Text-to-Speech	: Enabled
Screen Reader	: Supported
Enhanced typesetting	: Enabled
Word Wise	: Enabled
Print length	: 72 pages
Lending	: Enabled



An Immersive Exploration into the World of Big Note Sheet Music with Lettered Noteheads: A Revolutionary Tool for Aspiring Musicians

: Embarking on a Musical Odyssey The pursuit of musical excellence is an enriching and fulfilling endeavor, yet the path to mastery can often be shrouded in challenges....



Politics And The Street In Democratic Athens

The streets of democratic Athens were a lively and chaotic place, full of people from all walks of life. The city was home to a large and diverse population,...

