


# The Ultimate Guide to the Student Instrumental Course: Trombone Student Level

The trombone is a brass instrument that is played by blowing air through a mouthpiece and vibrating the lips. It is a popular instrument in jazz, classical, and marching bands. Trombones are typically made of brass or nickel silver, and they have a long, cylindrical body with a flared bell. The trombone is played by holding it up to the lips and blowing air through the mouthpiece. The player uses their left hand to move the slide up and down, which changes the pitch of the sound. The right hand is used to support the instrument and to operate the valves.



## Student Instrumental Course: Trombone Student, Level

2 by Kamel Sadi

★★★★☆ 4.3 out of 5

Language : English

File size : 21824 KB

Screen Reader : Supported

Print length : 44 pages



## Levels of Instruction

The student instrumental course for trombone is typically divided into three levels: beginner, intermediate, and advanced. Beginner students will learn the basics of playing the trombone, such as how to hold the instrument, how to blow air through the mouthpiece, and how to move the slide.

Intermediate students will learn more advanced techniques, such as how to play scales, how to read music, and how to play in a group. Advanced

students will learn even more advanced techniques, such as how to play jazz, how to play classical music, and how to play in a marching band.

## **Skills Students Will Learn**

In addition to learning how to play the trombone, students in the student instrumental course will also learn a variety of other skills, such as:

- Music theory
- Ear training
- Sight-reading
- Performance skills
- Ensemble skills

## **Benefits of Learning to Play the Trombone**

There are many benefits to learning to play the trombone. Trombone players can enjoy a variety of musical experiences, from playing in a jazz band to playing in a marching band. Playing the trombone can also help students develop their musical skills, their self-confidence, and their teamwork skills.


## **How to Choose a Trombone**

If you are interested in learning to play the trombone, the first step is to choose the right instrument. There are many different types of trombones available, so it is important to choose one that is the right size and weight for you. You should also consider your budget and your musical goals. If you are not sure which trombone to choose, you can talk to a music teacher or a 樂器 dealer.

## Getting Started

Once you have chosen a trombone, you can start learning how to play. There are many different resources available to help you learn, including books, videos, and online lessons. You can also find trombone lessons at most music schools and community colleges. With a little practice, you will be able to play the trombone and enjoy all of the benefits that come with it.

The trombone is a versatile instrument that can be used to play a wide variety of music. If you are interested in learning to play the trombone, there are many resources available to help you get started. With a little practice, you will be able to play the trombone and enjoy all of the benefits that come with it.



### Student Instrumental Course: Trombone Student, Level

2 by Kamel Sadi

★★★★☆ 4.3 out of 5

Language : English

File size : 21824 KB

Screen Reader : Supported

Print length : 44 pages

FREE


DOWNLOAD E-BOOK





## **An Immersive Exploration into the World of Big Note Sheet Music with Lettered Noteheads: A Revolutionary Tool for Aspiring Musicians**

: Embarking on a Musical Odyssey The pursuit of musical excellence is an enriching and fulfilling endeavor, yet the path to mastery can often be shrouded in challenges....



## **Politics And The Street In Democratic Athens**

The streets of democratic Athens were a lively and chaotic place, full of people from all walks of life. The city was home to a large and diverse population,...