



The Lydian Mode: Enhancing Your Guitar Mastery

In the realm of music theory, the Lydian mode stands as a captivating scale that offers guitarists a unique and expressive palette for their improvisations and compositions. Embark on a comprehensive journey as we delve into the intricacies and applications of this enigmatic scale, unlocking its potential to elevate your guitar playing to new heights.



Guitar Scales Lydian Mode (Guitare Scales Book 8)

by Kamel Sadi

★★★★★ 5 out of 5

Language : English
File size : 6078 KB
Text-to-Speech : Enabled
Enhanced typesetting : Enabled
Print length : 70 pages
Screen Reader : Supported



Understanding the Lydian Mode

The Lydian mode is derived from the major scale, but it distinguishes itself by raising the fourth note by a half step, resulting in a unique interval pattern of:

- Root
- Major second
- Major third
- Augmented fourth
- Perfect fifth
- Major sixth
- Major seventh

This subtle alteration in the fourth degree imbues the Lydian mode with a bright, shimmering, and somewhat otherworldly quality that sets it apart from other major modes.

Lydian Mode on the Guitar

To play the Lydian mode on guitar, begin by choosing a root note. For instance, if you want to play the Lydian mode in the key of C, the root note would be C. Then, follow the interval pattern of the Lydian mode to construct the scale:

- C (root)

- D (major second)
- E (major third)
- F# (augmented fourth)
- G (perfect fifth)
- A (major sixth)
- B (major seventh)

This scale can be played across all six strings of the guitar, providing ample opportunities for exploration and experimentation.

Lydian Mode Applications

Improvisation

The Lydian mode is a treasure trove for improvisers seeking to expand their melodic vocabulary. Its bright and airy sound lends itself perfectly to creating ethereal and uplifting solos. Try experimenting with different fingerings and arpeggios to discover the unique melodic possibilities that the Lydian mode offers.


Harmony

Incorporating the Lydian mode into your harmonic progressions can add a touch of intrigue and sophistication to your compositions. Lydian chords, such as the Lydian seventh chord, can create a sense of movement and resolution, adding depth and complexity to your harmonic structures.

Scales and Arpeggios

Practicing Lydian scales and arpeggios is essential for developing finger dexterity and improving overall guitar technique. The unique interval pattern of the Lydian mode presents challenges that can enhance your coordination and fretboard knowledge.

The Lydian mode is an invaluable tool for guitarists seeking to expand their musical horizons. Its shimmering and ethereal sound provides endless opportunities for exploration and creativity. Whether you are an aspiring improviser, a seasoned composer, or simply a curious musician, embracing the Lydian mode will undoubtedly enrich your guitar playing experience.



Guitar Scales Lydian Mode (Guitare Scales Book 8)

by Kamel Sadi

★★★★★ 5 out of 5


Language : English
File size : 6078 KB
Text-to-Speech : Enabled
Enhanced typesetting : Enabled
Print length : 70 pages
Screen Reader : Supported



An Immersive Exploration into the World of Big Note Sheet Music with Lettered Noteheads: A Revolutionary Tool for Aspiring Musicians

: Embarking on a Musical Odyssey The pursuit of musical excellence is an enriching and fulfilling endeavor, yet the path to mastery can often be

shrouded in challenges....



Politics And The Street In Democratic Athens

The streets of democratic Athens were a lively and chaotic place, full of people from all walks of life. The city was home to a large and diverse population,...