


Start To Play The Recorder: A Comprehensive Guide For Beginners

The recorder is a woodwind instrument that is relatively easy to learn to play. It is a great choice for beginners who want to learn a musical instrument but don't want to invest a lot of time or money.



Recorder Guide: How To Play The Woodwind Musical Instrument: Start To Play The Recorder

by Easy Classical Masterworks

★★★★☆ 4.6 out of 5

Language	: English
File size	: 5211 KB
Text-to-Speech	: Enabled
Screen Reader	: Supported
Enhanced typesetting	: Enabled
Print length	: 224 pages
Lending	: Enabled
Paperback	: 24 pages
Item Weight	: 2.88 ounces
Dimensions	: 8.5 x 0.06 x 11 inches
Hardcover	: 106 pages



Choosing The Right Recorder

The first step is to choose the right recorder. There are two main types of recorders: soprano and alto. Soprano recorders are smaller and higher-pitched than alto recorders. Alto recorders are larger and lower-pitched than soprano recorders.

If you are a beginner, it is best to start with a soprano recorder. Soprano recorders are easier to play than alto recorders, and they are also less expensive.

Learning Basic Techniques

Once you have chosen a recorder, you need to learn some basic techniques. These techniques include:

- Holding the recorder correctly
- Blowing into the recorder
- Covering and uncovering the holes
- Tonguing

There are many resources available to help you learn these techniques. You can find books, DVDs, and online tutorials that will teach you everything you need to know.

Playing Simple Songs

Once you have mastered the basic techniques, you can start playing simple songs. There are many different songs that you can play on the recorder, including folk songs, children's songs, and classical pieces.


If you are not sure where to start, there are many resources available that can help you find easy songs to play. You can find sheet music online or in books, and you can also find tutorials that will teach you how to play specific songs.

Tips For Playing The Recorder

Here are a few tips for playing the recorder:

- Start slowly and gradually increase your speed as you become more comfortable playing.
- Practice regularly. The more you practice, the better you will become at playing the recorder.
- Don't be afraid to make mistakes. Everyone makes mistakes when they are learning to play an instrument.
- Have fun! Playing the recorder should be enjoyable. If you are not having fun, you are less likely to stick with it.

Playing the recorder is a great way to learn music and have fun. With a little practice, you can quickly learn to play simple songs and progress to more challenging pieces. So what are you waiting for? Pick up a recorder today and start playing!



Recorder Guide: How To Play The Woodwind Musical Instrument: Start To Play The Recorder

by Easy Classical Masterworks

★★★★☆ 4.6 out of 5

Language	: English
File size	: 5211 KB
Text-to-Speech	: Enabled
Screen Reader	: Supported
Enhanced typesetting	: Enabled
Print length	: 224 pages
Lending	: Enabled
Paperback	: 24 pages
Item Weight	: 2.88 ounces
Dimensions	: 8.5 x 0.06 x 11 inches
Hardcover	: 106 pages


FREE

DOWNLOAD E-BOOK



An Immersive Exploration into the World of Big Note Sheet Music with Lettered Noteheads: A Revolutionary Tool for Aspiring Musicians

: Embarking on a Musical Odyssey The pursuit of musical excellence is an enriching and fulfilling endeavor, yet the path to mastery can often be shrouded in challenges....



Politics And The Street In Democratic Athens

The streets of democratic Athens were a lively and chaotic place, full of people from all walks of life. The city was home to a large and diverse population,...