


Learn and Play Ukulele: A Comprehensive Guide for Beginners and Experienced Players

The ukulele is a small, four-stringed instrument that is both easy to learn and fun to play. It is a great choice for beginners who want to learn a stringed instrument, and it is also a popular instrument for experienced players who want to add a touch of Hawaiian flair to their music.



Learn And Play Ukulele: The Complete Guide For Beginners by Michael Shaw

★★★★☆ 4.7 out of 5

Language	: English
File size	: 797 KB
Text-to-Speech	: Enabled
Screen Reader	: Supported
Enhanced typesetting	: Enabled
Word Wise	: Enabled
Print length	: 70 pages
Lending	: Enabled



In this guide, we will cover everything you need to know to get started playing the ukulele, including:

- Choosing the right ukulele
- Learning basic chords
- Playing simple songs
- Troubleshooting common problems

Choosing the Right Ukulele

There are many different types of ukuleles available, so it is important to choose one that is right for you. The most common types of ukuleles are:

- **Soprano ukulele:** This is the smallest and most popular type of ukulele. It has a bright, cheerful sound and is ideal for beginners.
- **Concert ukulele:** This is slightly larger than the soprano ukulele and has a warmer, richer sound. It is a good choice for intermediate players.
- **Tenor ukulele:** This is the largest and most mellow-sounding type of ukulele. It is a good choice for advanced players.

Once you have chosen the type of ukulele you want, you need to decide on the material. Ukuleles are typically made from wood, but they can also be made from other materials, such as plastic or carbon fiber. Wood ukuleles have a more traditional sound, while plastic or carbon fiber ukuleles are more durable and less likely to be affected by changes in temperature or humidity.

Finally, you need to decide on the price. Ukuleles can range in price from \$50 to \$500 or more. A good beginner ukulele can be purchased for around \$100. As you become more experienced, you may want to upgrade to a more expensive ukulele.

Learning Basic Chords

The first step to learning how to play the ukulele is to learn the basic chords. The most common chords used in ukulele songs are:

- **C major**
- **G major**
- **F major**
- **Am minor**
- **Dm minor**

These chords can be played in a variety of different ways, but the most common way is to use the following fingering:

- **C major:** 0230
- **G major:** 0200
- **F major:** 2010
- **Am minor:** 0022
- **Dm minor:** 0003

To play a chord, simply place your fingers on the strings according to the fingering diagram and strum the strings. The ukulele is tuned to GCEA, so the C major chord is played by strumming the G, C, E, and A strings. The G major chord is played by strumming the G, C, E, and A strings, and so on.

Playing Simple Songs

Once you have learned the basic chords, you can start playing simple songs. A good place to start is with songs that use only a few chords, such as "Twinkle Twinkle Little Star" or "You Are My Sunshine." As you become

more comfortable playing these songs, you can start to learn more complex songs.


There are many different resources available to help you learn how to play the ukulele. You can find ukulele lessons online, in books, or at local music schools. You can also find a ukulele teacher who can help you learn the basics and provide you with personalized feedback.

Troubleshooting Common Problems

Learning to play the ukulele can be a challenging but rewarding experience. However, there are a few common problems that beginners often encounter.

- **My ukulele is out of tune.** Ukuleles can easily go out of tune, especially if they are not played regularly. To tune your ukulele, you can use a ukulele tuner or an online tuning tool.
- **My fingers hurt when I play.** It is normal for your fingers to hurt when you first start playing the ukulele. However, the pain should go away as your fingers get used to the strings.
- **I can't seem to get the strumming pattern right.** Strumming is an essential part of playing the ukulele. There are many different strumming patterns, so experiment until you find one that you like.
- **I'm not making any progress.** Learning to play the ukulele takes time and practice. Don't get discouraged if you don't see results immediately. Just keep practicing and you will eventually reach your goals.


Playing the ukulele is a great way to have fun, relax, and express yourself musically. With a little patience and practice, you can learn to play this versatile and portable instrument.



Learn And Play Ukulele: The Complete Guide For Beginners by Michael Shaw

★★★★☆ 4.7 out of 5

Language : English
File size : 797 KB
Text-to-Speech : Enabled
Screen Reader : Supported
Enhanced typesetting : Enabled
Word Wise : Enabled
Print length : 70 pages
Lending : Enabled



An Immersive Exploration into the World of Big Note Sheet Music with Lettered Noteheads: A Revolutionary Tool for Aspiring Musicians

: Embarking on a Musical Odyssey The pursuit of musical excellence is an enriching and fulfilling endeavor, yet the path to mastery can often be shrouded in challenges....



Politics And The Street In Democratic Athens

The streets of democratic Athens were a lively and chaotic place, full of people from all walks of life. The city was home to a large and diverse population,...