

Latin Solo for Trombone: A Comprehensive Guide to Performing with Skill and Expression



Latin music is a vibrant and exciting genre of music that can be enjoyed by people of all ages and backgrounds. The trombone is a versatile instrument that can be used to play a wide variety of musical styles, including Latin music. For trombonists, Latin soloing can be a great way to show off their skills and express their musicality.


Latin Solo Series for Trombone by Andrew D. Gordon

★★★★☆ 4 out of 5

Language : English

File size : 4674 KB

Screen Reader : Supported



Print length : 232 pages

Lending : Enabled



Getting Started

If you're new to Latin soloing, there are a few things you'll need to do to get started. First, you'll need to learn the basics of Latin music. This includes understanding the different rhythms and styles of Latin music, as well as the basic chord progressions. There are many resources available online and in libraries that can help you learn more about Latin music.

Once you have a basic understanding of Latin music, you can start learning how to play Latin solos. There are several different ways to learn how to Latin solo, but one of the best ways is to listen to recordings of great Latin trombonists. You can also learn from books and videos.

Latin Soloing Techniques

There are a number of different techniques that you can use when soloing in a Latin style. Some of the most common techniques include:

- **Rhythmic Patterns:** Latin solos are often characterized by their use of complex rhythmic patterns. These patterns can be created using a variety of techniques, such as syncopation, polyrhythms, and accents.
- **Scales and Arpeggios:** Scales and arpeggios are often used in Latin solos to create melodic interest. Latin solos often use a variety of

different scales, including the major scale, the minor scale, and the pentatonic scale.

- **Melodic Phrasing:** Melodic phrasing is the way that you group the notes in a solo. In Latin solos, the melodic phrasing is often characterized by its use of syncopation and accents.
- **Articulations:** Articulations are the way that you start and stop the notes in a solo. In Latin solos, the articulations are often used to create a sense of rhythm and drive.

Developing Your Latin Solo Vocabulary

One of the most important aspects of Latin soloing is developing your own vocabulary of musical ideas. This vocabulary should include a variety of different rhythmic patterns, scales, arpeggios, and melodic phrases. You can develop your vocabulary by listening to recordings of great Latin trombonists, by studying books and videos, and by experimenting on your own.

Once you have developed a vocabulary of musical ideas, you can start to put them together to create your own Latin solos. When creating a Latin solo, it's important to keep the following things in mind:

- **The Rhythm:** The rhythm is the most important element of a Latin solo. Make sure that your solo is rhythmically interesting and that it complements the rhythm of the backing band.
- **The Melody:** The melody is the main melodic line of your solo. Make sure that your melody is memorable and that it has a strong sense of direction.


- **The Form:** The form of your solo is the way that you structure your musical ideas. Most Latin solos follow a basic three-part form: the , the development, and the restatement.
- **The Emotion:** Latin music is a passionate and expressive genre of music. Make sure that your solo reflects the emotion of the music.

Tips for Playing Latin Solos

Here are a few tips that will help you play Latin solos with skill and expression:

- **Practice Regularly:** The best way to improve your Latin soloing is to practice regularly. Make sure that you practice your solos in a variety of different tempos and keys.
- **Listen to Recordings:** One of the best ways to learn how to Latin solo is to listen to recordings of great Latin trombonists. Pay attention to the rhythms, scales, arpeggios, and melodic phrases that they use.
- **Experiment:** Don't be afraid to experiment when you're soloing. Try using different rhythmic patterns, scales, arpeggios, and melodic phrases to create your own unique sound.
- **Perform Regularly:** The best way to improve your Latin soloing is to perform regularly. Get as much experience playing in front of an audience as you can.

Latin soloing can be a great way to show off your skills and express your musicality. By following the tips in this article, you can learn how to play Latin solos with skill and expression. So get out there and start soloing!




Latin Solo Series for Trombone by Andrew D. Gordon

★★★★☆ 4 out of 5
Language : English
File size : 4674 KB
Screen Reader: Supported
Print length : 232 pages
Lending : Enabled



An Immersive Exploration into the World of Big Note Sheet Music with Lettered Noteheads: A Revolutionary Tool for Aspiring Musicians

: Embarking on a Musical Odyssey The pursuit of musical excellence is an enriching and fulfilling endeavor, yet the path to mastery can often be shrouded in challenges....



Politics And The Street In Democratic Athens

The streets of democratic Athens were a lively and chaotic place, full of people from all walks of life. The city was home to a large and diverse population,...