


How to Catch Duke: Rogues to Riches

Duke is one of the most popular and challenging rogues to catch in Rogues to Riches. He is a master of disguise and can easily blend in with the other characters in the game. This makes him very difficult to track down, but with the right techniques, it is possible to catch him.



How to Catch a Duke (Rogues to Riches Book 6)

by Grace Burrowes

★★★★☆ 4.6 out of 5

Language	: English
File size	: 9271 KB
Text-to-Speech	: Enabled
Screen Reader	: Supported
Enhanced typesetting	: Enabled
Word Wise	: Enabled
Print length	: 369 pages
X-Ray	: Enabled
Paperback	: 42 pages
Reading age	: 8 - 12 years
Item Weight	: 3.39 ounces
Dimensions	: 8.5 x 0.09 x 8.5 inches



Duke's Spawn Locations

Duke can spawn in any of the following locations:

* The town square * The forest * The mountains * The castle

He is most likely to spawn in the town square, so this is a good place to start your search.

Duke's Movement Patterns

Once you have found Duke, you need to be able to predict his movements. He will typically move around the map in a random pattern, but he will often stop to talk to other characters or to pick up items.

If you can anticipate Duke's movements, you will be able to stay close to him and eventually catch him.

Duke Capture Techniques

There are a few different techniques that you can use to capture Duke. The most effective technique is to use a net. Nets can be found in the forest and the mountains.

To use a net, simply approach Duke and throw the net over him. If the net hits Duke, he will be captured.

You can also use a trap to capture Duke. Traps can be found in the castle.

To use a trap, simply place the trap in a location where you think Duke will walk. If Duke steps on the trap, he will be captured.

Tips for Catching Duke

Here are a few tips for catching Duke:

- * Be patient. It may take some time to find Duke and catch him.
- * Be observant. Pay attention to Duke's movements and try to anticipate where he will go next.
- * Use the right techniques. Nets and traps are the most effective ways to capture Duke.
- * Don't give up. If you don't catch Duke on your first try, keep trying.

Catching Duke can be a challenge, but it is definitely possible with the right techniques. By following the tips in this guide, you will increase your chances of catching this elusive rogue.




How to Catch a Duke (Rogues to Riches Book 6)

by Grace Burrowes


★★★★☆ 4.6 out of 5

Language	: English
File size	: 9271 KB
Text-to-Speech	: Enabled
Screen Reader	: Supported
Enhanced typesetting	: Enabled
Word Wise	: Enabled
Print length	: 369 pages
X-Ray	: Enabled
Paperback	: 42 pages
Reading age	: 8 - 12 years
Item Weight	: 3.39 ounces
Dimensions	: 8.5 x 0.09 x 8.5 inches



An Immersive Exploration into the World of Big Note Sheet Music with Lettered Noteheads: A Revolutionary Tool for Aspiring Musicians

: Embarking on a Musical Odyssey The pursuit of musical excellence is an enriching and fulfilling endeavor, yet the path to mastery can often be shrouded in challenges....



Politics And The Street In Democratic Athens

The streets of democratic Athens were a lively and chaotic place, full of people from all walks of life. The city was home to a large and diverse population,...