

Guitar Training: Vol. 1 - Mastering Bar Chords



Guitar Training Vol. 5: E Form Bar Chord by Kamel Sadi

★ ★ ★ ★ ☆	4.2 out of 5
Language	: English
File size	: 4296 KB
Text-to-Speech	: Enabled
Screen Reader	: Supported
Enhanced typesetting	: Enabled
Word Wise	: Enabled
Print length	: 69 pages
Lending	: Enabled




Bar chords are a fundamental technique in guitar playing, allowing you to play chords in any key and add depth and richness to your music. However, mastering bar chords can be a challenging task, especially for beginners. That's where our comprehensive guitar training series comes in.

In this first volume, we will delve into the world of bar chords, providing you with step-by-step lessons, interactive exercises, and expert guidance to transform you into a confident bar chord virtuoso. Whether you're a complete novice or have some prior guitar experience, this training series is designed to meet your needs and accelerate your progress.

Lesson 1: Understanding Bar Chords

We begin with the basics, explaining what bar chords are and how they differ from open chords. We'll discuss the different types of bar chords and their applications in various musical genres.



Lesson 2: Forming the Bar

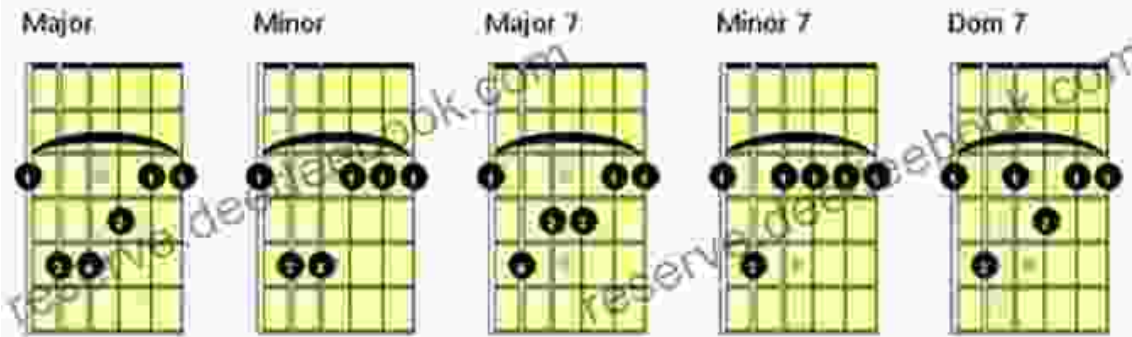
The key to mastering bar chords lies in forming a proper bar with your index finger. We'll provide detailed instructions and exercises to help you develop the strength and dexterity required for a solid bar.



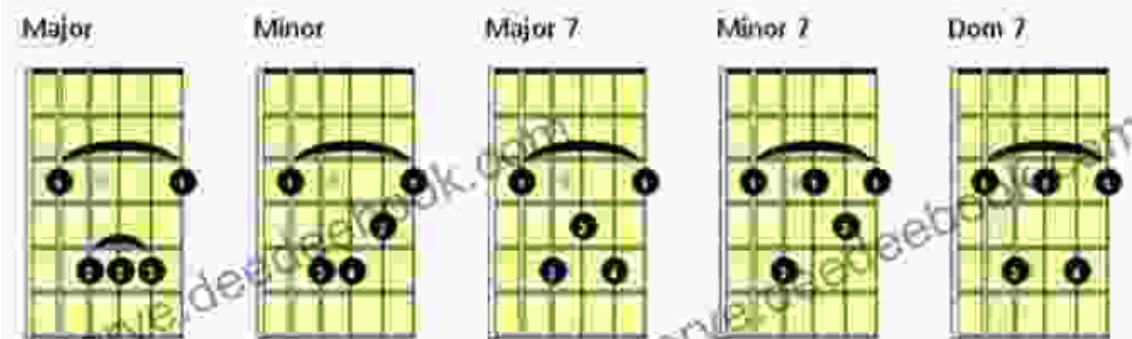
Lesson 3: Major Bar Chords

We'll start with major bar chords, the most common type of bar chord used in popular music. We'll cover the major scale theory and teach you how to construct major bar chords in all 12 keys.

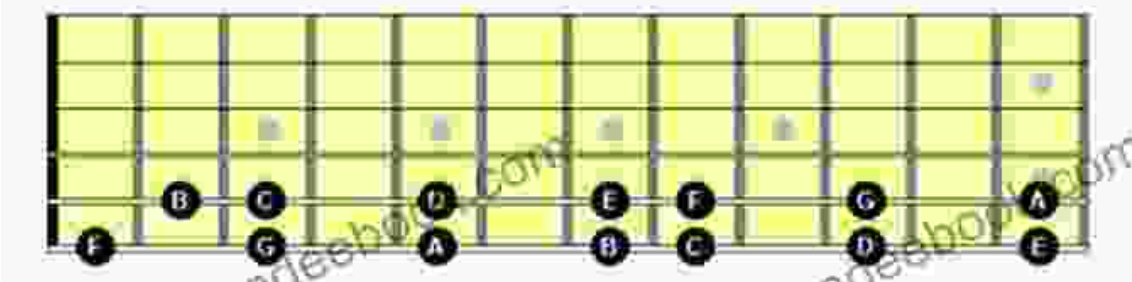
6th String Root



5th String Root




Roots On The 6th and 5th Strings



Lesson 4: Minor Bar Chords

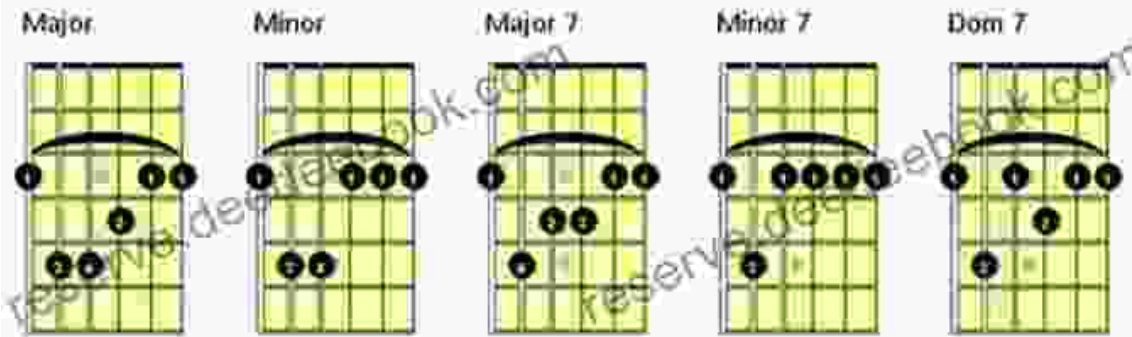
Minor bar chords add a darker, more somber sound to your music. We'll explore the minor scale and demonstrate how to play minor bar chords in all 12 keys.



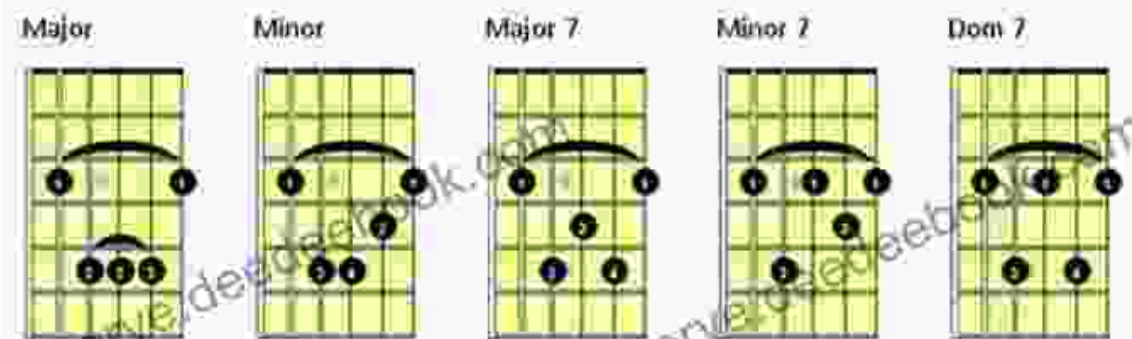
Lesson 5: Advanced Bar Chords

Once you've mastered the basics, we'll progress to more advanced bar chords, including 7th chords, 9th chords, and suspended chords. These advanced chords will expand your musical vocabulary and enhance your ability to create complex and sophisticated chord progressions.

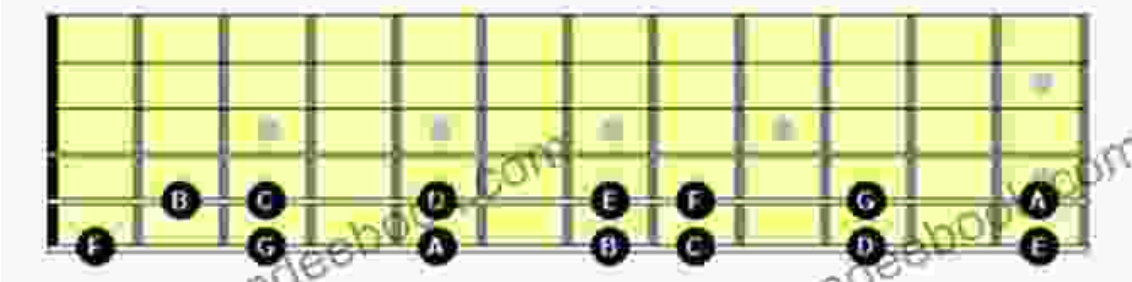
6th String Root



5th String Root




Roots On The 6th and 5th Strings



Lesson 6: Troubleshooting Bar Chords

Playing bar chords can be challenging, especially at first. We've included a troubleshooting lesson to address common difficulties and provide solutions to help you overcome any obstacles you may encounter.



Interactive Exercises

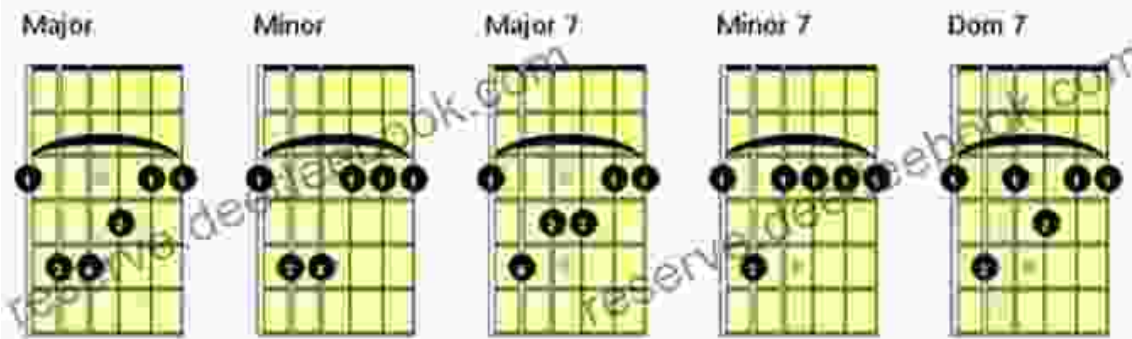
In addition to the step-by-step lessons, we've developed a series of interactive exercises to reinforce your learning and accelerate your progress. These exercises are designed to challenge your finger dexterity, improve your chord transitions, and enhance your musical understanding.

The image displays two systems of musical notation for guitar. Each system consists of a standard musical staff with a treble clef and a key signature of one sharp (F#), and a corresponding guitar tablature staff below it. The first system contains four measures of music, and the second system also contains four measures. The tablature uses numbers 0-5 to indicate fret positions and includes symbols for natural harmonics (n) and bends (b). A diagonal watermark reading 'reserve.deedeebook.com' is overlaid across the entire musical score.

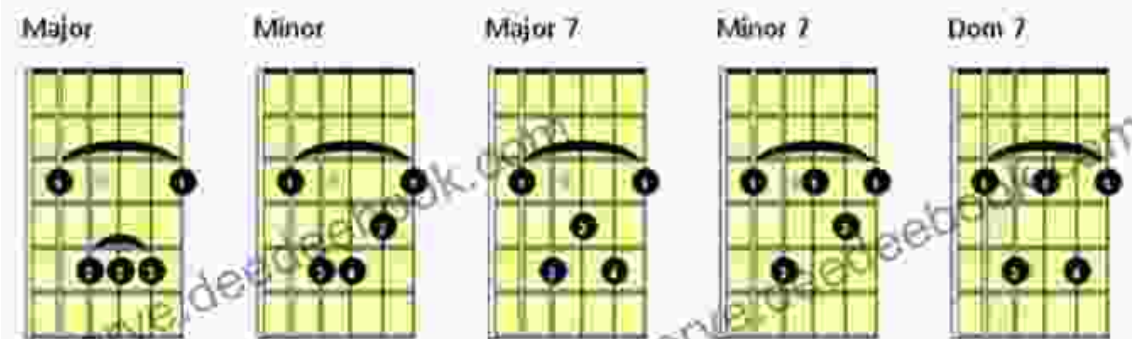
Expert Guidance

Our guitar training series is led by experienced guitarists and music educators. Throughout the course, you'll have access to exclusive video lessons, instructional materials, and personalized feedback from our team of experts. We're committed to providing you with the support and guidance you need to succeed.

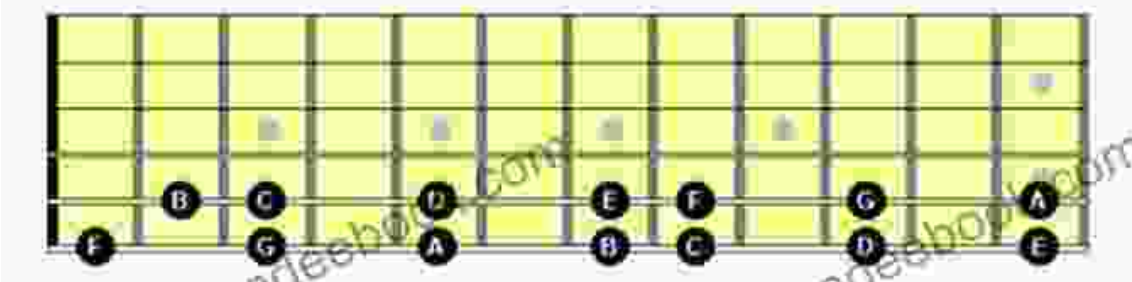
6th String Root



5th String Root




Roots On The 6th and 5th Strings



Mastering bar chords is an essential skill for any aspiring guitarist. With our comprehensive guitar training series, you'll gain the knowledge, skills, and confidence to effortlessly incorporate bar chords into your playing. Whether you're a beginner looking to expand your musical horizons or an experienced guitarist seeking to enhance your technique, this training series is the perfect resource for you.

Enroll today and embark on your journey to mastering bar chords!


Enroll Now



Guitar Training Vol. 5: E Form Bar Chord by Kamel Sadi


★★★★☆ 4.2 out of 5

Language : English
File size : 4296 KB
Text-to-Speech : Enabled
Screen Reader : Supported
Enhanced typesetting : Enabled
Word Wise : Enabled
Print length : 69 pages
Lending : Enabled



An Immersive Exploration into the World of Big Note Sheet Music with Lettered Noteheads: A Revolutionary Tool for Aspiring Musicians

: Embarking on a Musical Odyssey The pursuit of musical excellence is an enriching and fulfilling endeavor, yet the path to mastery can often be shrouded in challenges....



Politics And The Street In Democratic Athens

The streets of democratic Athens were a lively and chaotic place, full of people from all walks of life. The city was home to a large and diverse population,...