


Crochet For Beginners: Elevate Your Crafting Skills To The Skies With The Resourceful Step By Step Crocheting Guide With Pictures And Visuals That Provide Amazing Patters To Create Your Projects

Crafting is an art form that can bring immense joy and satisfaction. Whether you're a seasoned crafter or just starting out, there's always something new to learn and explore. With the right tools and techniques, you can create beautiful and unique pieces that will impress your friends and family.

The Importance of Choosing the Right Materials

The first step to any successful crafting project is choosing the right materials. The materials you use will determine the look, feel, and durability of your finished product.

Here are a few things to keep in mind when choosing materials:



Crochet for Beginners: Elevate Your Crafting Skills To The Skies With The Resourceful Step-By-Step Crocheting Guide With Pictures And Visuals That Provide Amazing Patters To Create Your Projects

by Victoria Evans

★★★★★ 4.9 out of 5

Language : English
File size : 25968 KB
Text-to-Speech : Enabled
Screen Reader : Supported
Enhanced typesetting : Enabled
Print length : 172 pages



- **The type of project you're working on.** Are you making a piece of jewelry, a home décor item, or a gift? Different materials are better suited for different types of projects.
- **Your budget.** Materials can range in price from very affordable to very expensive. It's important to set a budget before you start shopping so that you don't overspend.
- **Your skill level.** If you're a beginner, it's best to start with materials that are easy to work with. As you gain experience, you can start to experiment with more challenging materials.

The Basic Techniques of Crafting

Once you've chosen your materials, it's time to learn the basic techniques of crafting. These techniques will help you create the foundation for your projects and ensure that they're well-made.

Here are a few of the most important basic techniques:

- **Cutting.** Cutting is a fundamental technique that is used in almost every type of crafting project. There are many different ways to cut materials, so it's important to choose the right technique for the job.
- **Gluing.** Gluing is another essential technique that is used to hold materials together. There are many different types of glue available, so it's important to choose the right glue for the job.

- **Sewing.** Sewing is a great way to add embellishments to your projects and to create unique pieces of clothing. There are many different types of sewing machines available, so it's important to choose the right machine for the job.
- **Painting.** Painting is a great way to add color and texture to your projects. There are many different types of paint available, so it's important to choose the right paint for the job.

Beyond the Basics: Advanced Crafting Techniques

Once you've mastered the basic techniques of crafting, you can start to explore more advanced techniques. These techniques will allow you to create more complex and sophisticated projects.

Here are a few of the most popular advanced crafting techniques:

- **Embroidery.** Embroidery is a great way to add intricate details to your projects. There are many different types of embroidery stitches, so you can create a variety of looks.
- **Crochet.** Crochet is a great way to create delicate and lacy pieces. There are many different types of crochet stitches, so you can create a variety of looks.
- **Knitting.** Knitting is a great way to create warm and cozy pieces. There are many different types of knitting stitches, so you can create a variety of looks.
- **Sculpting.** Sculpting is a great way to create three-dimensional pieces. There are many different types of sculpting materials available, so you can create a variety of looks.

The Best Way to Learn Crafting Techniques

The best way to learn crafting techniques is by practicing. The more you practice, the better you'll become at crafting. There are many different resources available to help you learn, including books, online tutorials, and classes.

Here are a few tips for learning crafting techniques:

- **Start with simple projects.** Don't try to tackle a complex project right away. Start with simple projects that will help you learn the basics. As you gain experience, you can start to work on more challenging projects.
- **Take your time.** Don't rush your projects. Take your time and learn the techniques properly. The more time you take, the better your finished product will be.
- **Don't be afraid to make mistakes.** Everyone makes mistakes when they're learning. Don't be afraid to make mistakes and learn from them. The more mistakes you make, the better you'll become at crafting.

The Benefits of Crafting


Crafting has many benefits, both for your mind and your body. Crafting can help you:

- **Reduce stress.** Crafting is a great way to relax and de-stress. When you're crafting, you can focus on the present moment and forget about your worries.
- **Improve your mood.** Crafting can help to improve your mood and boost your energy levels. When you're creating something beautiful,

it's hard to be unhappy.

- **Increase your creativity.** Crafting is a great way to express your creativity and explore your imagination. When you're crafting, there are no limits to what you can create.
- **Learn new skills.** Crafting is a great way to learn new skills and challenge yourself. There are always new techniques to learn and new projects to try.
- **Make something unique.** When you craft, you're creating something unique that no one else has. This can be a great way to express yourself and share your creativity with the world.

Crafting is a wonderful hobby that can bring you many benefits. With the right tools and techniques, you can create beautiful and unique pieces that will impress your friends and family. So what are you waiting for? Get started crafting today!



Crochet for Beginners: Elevate Your Crafting Skills To The Skies With The Resourceful Step-By-Step Crocheting Guide With Pictures And Visuals That Provide Amazing Patters To Create Your Projects

by Victoria Evans

★★★★☆ 4.9 out of 5

Language	: English
File size	: 25968 KB
Text-to-Speech	: Enabled
Screen Reader	: Supported
Enhanced typesetting	: Enabled
Print length	: 172 pages
Lending	: Enabled


FREE

DOWNLOAD E-BOOK



An Immersive Exploration into the World of Big Note Sheet Music with Lettered Noteheads: A Revolutionary Tool for Aspiring Musicians

: Embarking on a Musical Odyssey The pursuit of musical excellence is an enriching and fulfilling endeavor, yet the path to mastery can often be shrouded in challenges....



Politics And The Street In Democratic Athens

The streets of democratic Athens were a lively and chaotic place, full of people from all walks of life. The city was home to a large and diverse population,...