


# 12 Major Scales: Scale Patterns, Arpeggios, and Fingering for Saxophone

As a saxophone player, mastering major scales is crucial for developing your technical proficiency and musical expression. Major scales form the foundation of Western music and offer a structured framework for improvisation, composition, and melodic development.



## 12 Major Scales: Scale Patterns And Arpeggios For Saxophone by Amanda Moore

★★★★★ 5 out of 5

Language : English  
File size : 1463 KB  
Text-to-Speech : Enabled  
Screen Reader : Supported  
Enhanced typesetting : Enabled  
Word Wise : Enabled  
Print length : 8 pages  
Lending : Enabled



## The 12 Major Scales

There are 12 major scales in Western music, each starting on a different note within the chromatic scale. These scales are:

- C major
- G major
- D major

- A major
- E major
- B major
- F# major
- C# major
- F major
- Bb major
- Eb major
- Ab major

## **Scale Patterns**

A scale pattern refers to the sequence of notes played to create a specific scale. Major scales follow a consistent pattern of whole and half steps:

### Major Scales Chart

Scale	1	2	3	4	5	6	7
<b>C ♭ Major</b>	<b>C ♭</b>	<b>D ♭</b>	<b>E ♭</b>	<b>F ♭</b>	<b>G ♭</b>	<b>A ♭</b>	<b>B ♭</b>
<b>G ♭ Major</b>	<b>G ♭</b>	<b>A ♭</b>	<b>B ♭</b>	<b>C ♭</b>	<b>D ♭</b>	<b>E ♭</b>	<b>F</b>
<b>D ♭ Major</b>	<b>D ♭</b>	<b>E ♭</b>	<b>F</b>	<b>G ♭</b>	<b>A ♭</b>	<b>B ♭</b>	<b>C</b>
<b>A ♭ Major</b>	<b>A ♭</b>	<b>B ♭</b>	<b>C</b>	<b>D ♭</b>	<b>E ♭</b>	<b>F</b>	<b>G</b>
<b>E ♭ Major</b>	<b>E ♭</b>	<b>F</b>	<b>G</b>	<b>A ♭</b>	<b>B ♭</b>	<b>C</b>	<b>D</b>
<b>B ♭ Major</b>	<b>B ♭</b>	<b>C</b>	<b>D</b>	<b>E ♭</b>	<b>F</b>	<b>G</b>	<b>A</b>
<b>F Major</b>	<b>F</b>	<b>G</b>	<b>A</b>	<b>B ♭</b>	<b>C</b>	<b>D</b>	<b>E</b>
<b>C Major</b>	<b>C</b>	<b>D</b>	<b>E</b>	<b>F</b>	<b>G</b>	<b>A</b>	<b>B</b>
<b>G Major</b>	<b>G</b>	<b>A</b>	<b>B</b>	<b>C</b>	<b>D</b>	<b>E</b>	<b>F #</b>
<b>D Major</b>	<b>D</b>	<b>E</b>	<b>F #</b>	<b>G</b>	<b>A</b>	<b>B</b>	<b>C #</b>
<b>A Major</b>	<b>A</b>	<b>B</b>	<b>C #</b>	<b>D</b>	<b>E</b>	<b>F #</b>	<b>G #</b>
<b>E Major</b>	<b>E</b>	<b>F #</b>	<b>G #</b>	<b>A</b>	<b>B</b>	<b>C #</b>	<b>D #</b>
<b>B Major</b>	<b>B</b>	<b>C #</b>	<b>D #</b>	<b>E</b>	<b>F #</b>	<b>G #</b>	<b>A #</b>
<b>F # Major</b>	<b>F #</b>	<b>G #</b>	<b>A #</b>	<b>B</b>	<b>C #</b>	<b>D #</b>	<b>E #</b>
<b>C # Major</b>	<b>C #</b>	<b>D #</b>	<b>E #</b>	<b>F #</b>	<b>G #</b>	<b>A #</b>	<b>B #</b>

www.Piano-Keyboard-Guide.com

This pattern can be applied to any note to create its corresponding major scale. For instance, the C major scale would have the following fingering:

### Piano Major Scales Fingerings

(Right Hand, Left Hand) Somme, Degré Oct

The image displays five systems of piano major scale fingerings. Each system consists of a treble clef staff and a bass clef staff. The scales are: 1. C major (C4 to C5), 2. F major (F3 to F5), 3. G major (G3 to G5), 4. Bb major (Bb3 to Bb5), and 5. D major (D3 to D5). Fingerings are indicated by numbers 1-5 below the notes. A watermark 'reserve.deedeebook.com' is visible diagonally across the page.

## Arpeggios

An arpeggio is a broken chord, where the notes are played individually instead of simultaneously. Arpeggios are used to provide harmonic context, embellish melodies, and add movement to your playing. The arpeggio of a major triad consists of the root, third, and fifth notes of the scale:

# Sax Scales

Chromatically

JoshBuck0927

**B flat** Moderato

Alto Saxophone

**B**

A. Sax.

**C**

A. Sax.

**C Sharp**

A. Sax.

**D**

A. Sax.

**E Flat**

A. Sax.

**E**

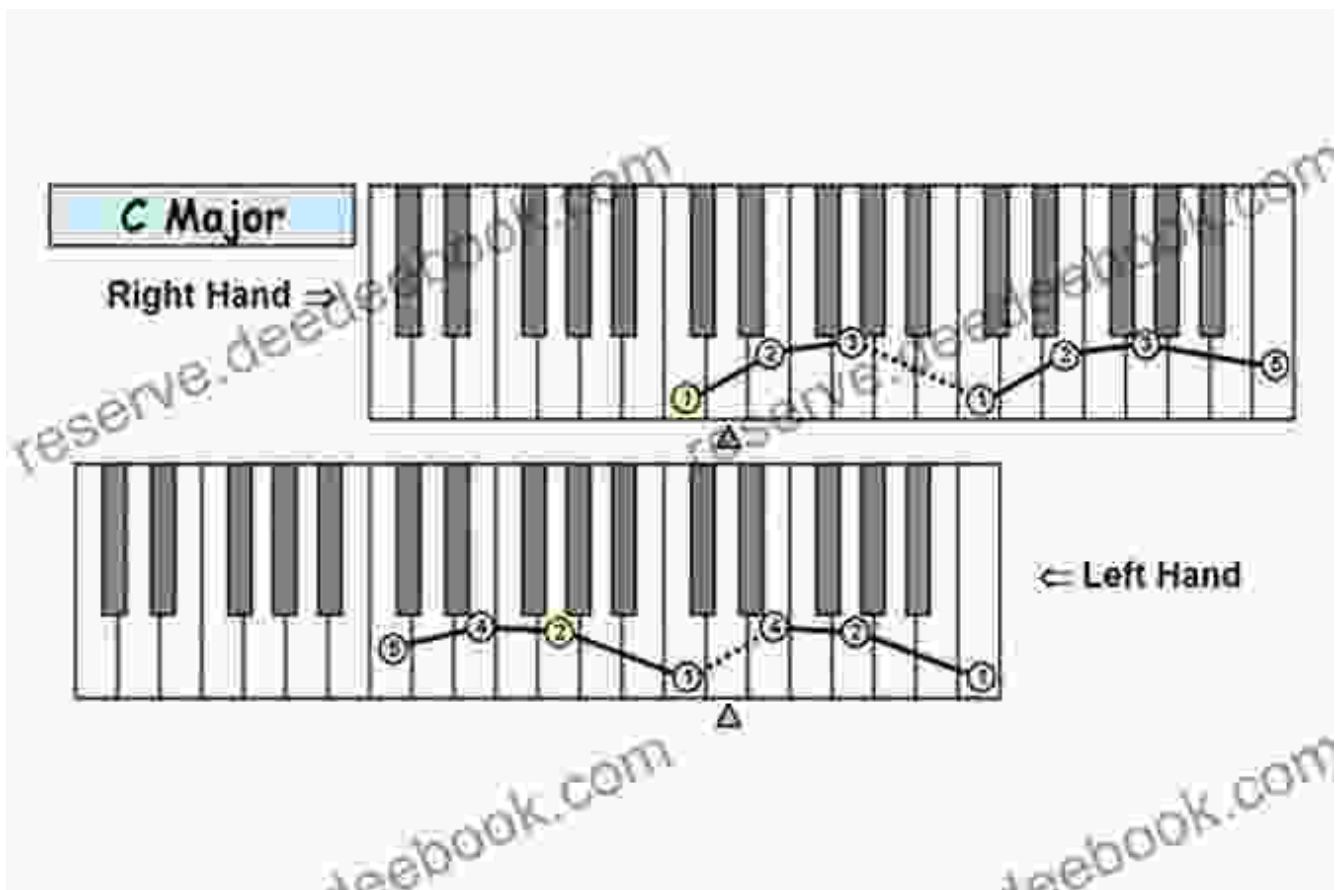
A. Sax.

**F**

A. Sax.

JoshBuck0927

The C major triad arpeggio would be played as follows:



## Practice Techniques

Regular practice is essential for improving your scale technique. Here are some tips for effective practice:

- **Start slowly:** Practice at a tempo you can manage comfortably, gradually increasing speed as you become more proficient.
- **Use a metronome:** A metronome helps maintain a steady tempo and improve your timing.
- **Practice in all keys:** Working through all 12 major scales expands your technical range and improves your overall musicianship.

- **Break down scales:** Practice scales in smaller segments to focus on specific patterns and challenging passages.
- **Record yourself:** Recording your practice allows you to identify areas for improvement and track your progress.

## Benefits of Mastering Major Scales


Mastering major scales offers numerous benefits for saxophone players:

- **Improved finger dexterity:** Scales provide a systematic approach to developing finger coordination and speed.
- **Enhanced intonation:** Practicing scales trains your ear to recognize and produce correct pitch intervals.
- **Expanded musical vocabulary:** Scales serve as building blocks for melodies, solos, and improvisational lines.
- **Stronger foundation for music theory:** Understanding scales is a cornerstone of music theory, providing a framework for analyzing and understanding musical compositions.
- **Increased musical enjoyment:** Mastering scales not only improves your technique but also enhances your overall enjoyment of playing the saxophone.

Mastering the 12 major scales is a fundamental step in the journey of becoming a proficient and expressive saxophone player. By practicing scale patterns, arpeggios, and incorporating regular practice techniques, you will develop a solid technical foundation that will enhance your playing abilities in all aspects. Remember to approach your practice with patience



and persistence, and you will reap the rewards of improved dexterity, intonation, and musical expression.



## 12 Major Scales: Scale Patterns And Arpeggios For Saxophone

by Amanda Moore

★★★★★ 5 out of 5


Language : English  
File size : 1463 KB  
Text-to-Speech : Enabled  
Screen Reader : Supported  
Enhanced typesetting : Enabled  
Word Wise : Enabled  
Print length : 8 pages  
Lending : Enabled



## An Immersive Exploration into the World of Big Note Sheet Music with Lettered Noteheads: A Revolutionary Tool for Aspiring Musicians

: Embarking on a Musical Odyssey The pursuit of musical excellence is an enriching and fulfilling endeavor, yet the path to mastery can often be shrouded in challenges....





## Politics And The Street In Democratic Athens

The streets of democratic Athens were a lively and chaotic place, full of people from all walks of life. The city was home to a large and diverse population,...